



## How to Read a Japanese Auction Sheet

### Introduction

Congratulations on taking your first step towards importing your JDM dream vehicle! In this easy to read analysis, we will discuss what a Japanese auction sheet looks like, what grades and codes are displayed on the sheet, understanding the scores, and using that knowledge to make an educated decision on the vehicle you are bidding on.

The image displayed to the right is a USS auction sheet of a 1994 Toyota Supra RZ. Some of you reading this have seen this before but for most of you this must look pretty daunting. Have no fear, by the end of this document, you will have learned how fun and easy it is to decipher these sheets.

We will discuss the following four sections:

- Overall Condition (Red)
- Interior Condition (Blue)
- Vehicle Features (Green)
- Vehicle Diagram (Purple)

One final note before continuing is the Japanese displayed to the left of the vehicle diagram. These comments are just reiterating the damage shown. Don't worry! You won't have to learn Japanese! Our specialist will translate into English all relevant comments.

出品票 (取扱説明書) \*1002471803\*

[1882] Vn <b>5225</b>	年式 6/9月	車名・グレード Z-707 RZ7-ボ	ドア CP	評価点 <b>4</b>
	2WD・4WD	排気量 3000	CC E-JZA80	内装 <b>B</b>

車歴 (自家用・)	シフト F6	セールスポイント (ハイルサイドエッジ (F+S)) = 大型ウレタン BLITZ前懸イロー-7-7- TBEI車軸=同軸入										
車検 平成 31年 10月	冷房 AC	<table border="1" style="width: 100%; border-collapse: collapse;"> <tr> <td>S/R</td> <td>純A/W</td> <td>P/S</td> <td>P/W</td> <td>ABS</td> </tr> <tr> <td>純IV</td> <td>純ナビ</td> <td>純シート</td> <td>純ナビ</td> <td>純ナビ</td> </tr> </table>	S/R	純A/W	P/S	P/W	ABS	純IV	純ナビ	純シート	純ナビ	純ナビ
S/R	純A/W		P/S	P/W	ABS							
純IV	純ナビ	純シート	純ナビ	純ナビ								
走行 9万0千875 (マイル)	燃料 ガソリン	積載量 kg										
色 70 色別 カラー色	乗車定員 4名	総重量 kg										
保証書 有・無 202	モーター 年式	名室期間 月 日										
リサイクル料金 11950 円 税込済		後日品										

【出品店中告欄(不良箇所・欠品・注意事項等)】  
 在外HDDTE AVSENバイル1814AW  
 Greddy BRITキャリパー MOMO2751127  
 【検査員記入】RECAROシート(D.H席)  
 追加X-7x4 他、在外品多数!!  
 高級車輻の為 入金後搬出  
 4/27まで  
 R270-117  
 PYスローカーパス  
 A.V

FW	キズ・凹	E・割	LX	シート 内傷	コグ・穴	汚レ	シミ	破レ	スレ
登録地	岐阜	302	入	2656					
車台				024201					


スペース

A-キズ C-腐食 E-エコーボ B-サビ U-凹ミ W-錆跡 XX-交換済  
 車庫証明用 長 明 暗 明 暗 明 工 具 有・無 ジュッキ 有・無

### Overall Condition Score

Vehicles are given an overall grade of 0 (worst) to 6 (best).

This score is found on the top right corner of the auction sheet.




Grade 6-0	Meaning	Additional Notes
6	New	
5	Like new with no condition faults	
4.5	One panel affected by minor paint blemishes	Very, very, very good, almost good as new, only a fussy/picky buyer would find something wrong
4	More than one panel affected by minor paint blemishes	Very good, better than average wear and tear, maybe a few marks here and there but generally very clean
3.5	Some attention to panel and paint is required	Normal wear and tear for a vehicle of its age and distance traveled, may need some tidying up (paint, nobs)
3	Rough overall condition	Will need some paint and panel work, usually moderate-heavy signs of wear and tear inside
2-2.5	Serious panel damage, rusty or water damage	Absolute dogs that cause endless headaches, unless it was used for racing or parts
1	Significant performance upgrades or mechanical changes: larger turbo, transmission conversion, track ready	Modified cars ; We'd love to own but may cause compliance issues: still worth asking
0, A, R	Accident damage and repair	Usually structural damage. Occasionally the damage is light, worth asking if ok to bid on
***	Serious mechanical or body faults	engine problems, existing accident damage, fire

### Interior Codes

Graded from A (best) to D (Worst).

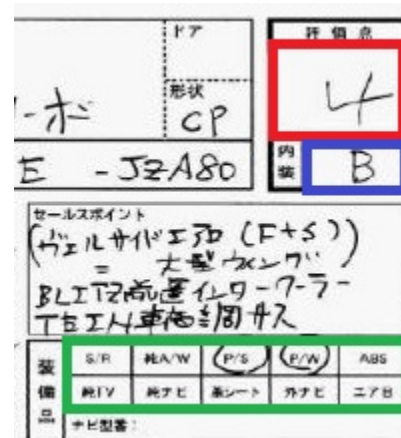
Grade A-D	Meaning
A	As new with no condition faults
B	Very clean and nice
C	Average/clean for age including expected wear and tear
D	Cigarette burns/ smell, rips, tears, or other damage to interior, significant wear and tear
E	Rubbish



### Vehicle Features

These features are usually standard and are either written out or circled.

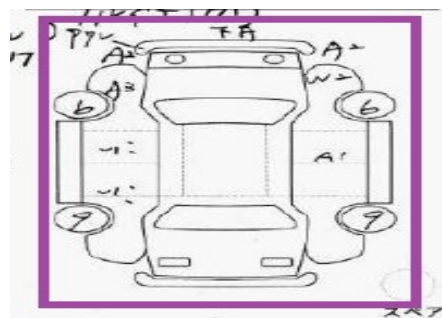
Codes	Meaning
TV	Television
AB	Airbag
AW	Allow Wheels
PS	Power Steering
PW	Power Windows
SF	Sun Roof



### Vehicle Diagram Codes

The vehicle diagram is located on the bottom right corner of the auction sheet.

These codes take time to memorize but after looking at a multitude of auction sheets, it will be second nature!



Codes	Meaning	Additional Info
XX	Panel Replacement	Panels have been replaced due to repairs and/or paint
W	Wavy	<p>Can mean the affected panel has been painted, and the paint is not smooth</p> <p>In some cases, even when marked W it is impossible to tell with the naked eye whether paintwork has been done.</p> <p>Auction staff can make mistakes also and park panels W when they are uncertain. W or W1, W2 and W3 are used, with one being least noticeable</p>
A	Scratch	
A1	Tiny Scratch	Generally you would expect this to buff out or be an easy touch up
A2	Medium Scratch	Present on top layer of paint and won't be easily hidden
A3	Deep Scratch	Serious scrape or intentional key mark and will require paintwork
U	Pin Dent	Only a small dent such as you would pick up in the parking garage
U1 to U4	Moderate Dent	Used to denote the size of the dent with 1 being the smallest
B	Larger Dents	These are more serious than pin dents and range from B1 to B4
G, X or A	Chip	<p>You might see a G, X, or A marked on windows. This usually indicates a small stone chip or scratch and often these are quite small, the size of a pin head or so, and not easily visible</p> <p>They are the sort of things most cars pick up through normal use and if you see them noted it doesn't mean the window needs replacing</p>
Y (Y1-Y4)	Cracks	Usually in body kits or lights and often not a major issue as repair or replacement is fairly simple
P (P1-P4)	Paint Damage	P1-P4: Fading, scratches or discoloration from sun damage, polishing, peeling, crazing or poor paint work
S / C (C1-C4)	Rust/Corrosion	An S or C1 on the body can mean a small stone chip has some surface rust or there is a spot of rust on the edge of a sunroof which might be easily addressed, S noted in the negative comments could indicate extensive underbody rust. C indicated on the wheel arches is a sign there is serious corrosion

**Additional Examples of Japanese Auction Sheet**

With all the information provided thus far, it is now time to look at two auction sheets that differ slightly in format.

**Example One**

The vehicle was a 2007 Nissan Skyline V36 370GT coupe (not importable to USA). Graded 3.5 due to a rear repair. Note XX in the notes section but not shown on the vehicle diagram in this case. Body and Interior were graded C and B.

**Total kms. \*\* = unknown kms. \*S\* = total kms from owner records supplied**

**Auction number**

**Year and month of first registration using Japanese year system (this may be after manufacture date)**

**Make and model**

**Doors / body type.**  
2 door coupe

**Model detail – this was a base model so only 370GT is stated. If it were a Type SP, the Japanese characters for 'Type' would be written after 370GT, followed by the letters SP in English**

**Model code. CKV36 = V36 coupe**

**DRIFT&DRIVE IMPORTS**

20327	'19	スカイライン クーペ	2 CP	370GT	3.5
10	10	自家用	3700cc	ガソリン	DBA-CKV36
37,315 KM ( )		Engine size in cc		★メーカーHDDナビ ★Mサーバー、DVD再生 ★キセノンライト (AFS付) ★黒レザーハーフシート ★インテリキー	
FAT AAC		K57		9L TV AB AW PS PW	
保証書 Auto jissso			Colour code		401037
★ETC★パワーシート★バックモニター Positive comments box. ETC = Electronic Toll Card reader					

**Negative comments box**

XX = replaced / painted. Other faults like rust (S), scratches (A), dents (U, B), painted (W), odometer details, engine (e/g), interior damage will be noted here. Often this reiterates body damage shown on the vehicle diagram to the right. Anything of note will be translated at inspection and checked by our agent

**Vehicle Diagram shows damage type and location**

A1 to A3 = small to large scratch. A1's are hard to see, A3 is a deep scratch. A is also used for small windscreen chips

U1 to U3 = small to large pin dent. U1's are often hard to see

B1 to B3 = small to large dent

P1 to P3 = minor to serious paint issue such as fading, acid rain damage etc.

S = Rust

**Transmission**

FA / FAT = Fully Automatic Transmission  
SF / 6F = 5 or 6 speed manual transmission

**Y1 to Y3 = crack, typically bumpers, sideskirts or lights**

**W1 to W3 = Wavy, which means paint surface is uneven usually due to painting. W1 can be very hard to see if not pointed out**

**AU may be combined to describe a dent and scratch together. AU3 would be a large scrape and dent**

Body condition will be inspected by our agent and pictures taken of any damage worth noting. Most vehicles will have some small scratches or pin dents. These are normal things to expect from daily use and generally they don't detract from the overall condition

**DRIFT&DRIVE IMPORTS**

Example Two

Here is another example for a 2006 V35 Skyline Premium Coupe in a slightly different handwritten format for USS auctions. The same information is there.

**USS** オークション出品票 0455273

**DRIFT&DRIVE IMPORTS**

10065

車歴 (自家用以外は記入) 排気量 3500 型式 CBA-CPV35 評価点 4

初度登録年月 18/5 車名 Xハイライン グレード 350GTプレミアム 2WD 4WD 内装 色 黒

車検 25年 6月 シフト FAT 特選 SR 19AW (PS) (PW) 標準オプション

走行 61873 Km 冷房 AAC セールスポイント カワ TV 7B EPB

外色 パール 色番 QX1 新車検定済 (保証書付) 有・無

原動機 ガソリン・軽油 ( ) 内装色 ブラック 名義変更可能

リサイクル 預託金 13500 円 標準正員 1 名義変更可能

登録地 群馬 301 の 2218

車台番号 CPV35-650676

シリアル番号

注意事項 (補償・不具合箇所および状態等)

- パワーシート ●キセノンH
- カーテンエアバック ●ETC

検査員報告 (USS使用欄)

silence roof  
to roof

△おねのホーン

**DRIFT&DRIVE IMPORTS**

【荷台内寸】約 × × (cm)

長さ cm 幅 cm 高さ cm

※(車検証上の寸法) スペア

ナビロム・キーレス・リモコン等は、検査書欄と一緒に添付して下さい。

Grade 4 B

Standard options circled if present. Sunroof, Alloy Wheels, Power Steering, Power Windows, TV, Rear Spoiler, Airbag

19" alloy wheels, BOSE stereo

Chassis number

A2 scrapes on bumper corners are very common in Japan as with most countries

U1 pin dent is probably very hard to see except on close inspection

Scrapes on the front and rear of sideskirts are also common as they are the lowest part of the car